

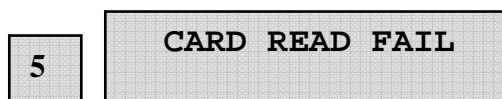
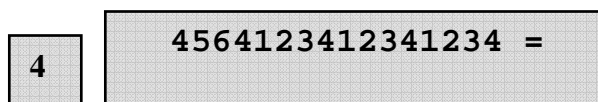
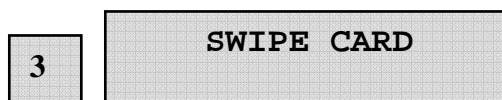
CARD READ TEST

1. On the Eftpos Pinpad press the Function key followed by 3824 Enter, the screen will display **Terminal Maintenance** or **Maintenance Functions**
2. Press number 9 and the screen will display **Card Read Test?**
3. Press Enter and screen will display **Swipe Card**
4. Insert and remove a credit or debit card into the terminal, if the card reads successfully the card number will be displayed on the screen (the test can be repeated by pressing the Enter key which returns the display to **Swipe Card**)

OR

5. If after numerous attempts the card does not read the display will be **Card Read Fail**

To exit from the Card Read Test press the Credit or Clear keys.



If the card read test has failed your pinpad may need to be repaired or replaced, please contact your Bank, POS Provider, or PC-EFTPOS.